

RP-550 THE PRINCESS 550

RP-750 THE PRINCESS 750

RP-810 THE PRINCESS 810

Our Princess cast iron radiator is based on a design classic that was first introduced in 1898 by the Ideal Radiator Company. Well suited to modern and traditional spaces, its rounded contours and smooth casting make it an easy choice for any kind of space.

The Princess perfectly complements the Prince, Duchess and Peerless with their simple but eye-catching design.



Arroll

THE PRINCESS 550

RADIATOR DIMENSIONS

Leg section height:	549 mm
Middle section height:	500 mm
Section length	76 mm
Radiator depth:	210 mm

INLET & EXIT

Bottom inlet to floor:	105 mm
Top inlet to floor:	505 mm
Pipe centres to skirting board:	105 mm

HEAT OUTPUT PER SECTION

Delta ΔT 50°C:	85 Watts / 290 BTUs
Delta ΔT 60°C:	107 Watts / 366 BTUs

RADIATOR WEIGHT

Empty weight per leg section:	7.6 KG
Empty weight per middle section:	5.5 KG
Filled weight per leg section:	9.6 KG
Filled weight per middle section:	7.5 KG

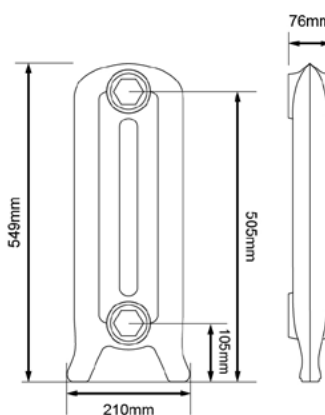
INTERNAL VOLUME

Leg section	2.0 L
Middle section	2.0 L

*All measurements and sizes are approximate.

Terms & Conditions

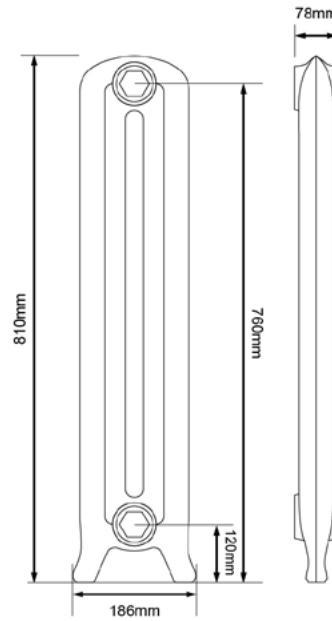
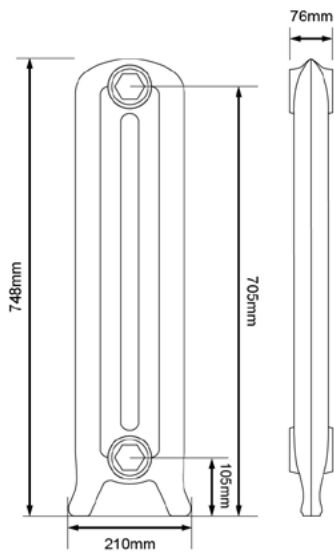
It is the policy of Arroll Limited to allow a 4% +/- tolerance on all measurements and sizes provided. It is not recommended that plumbers fit pipe centres prior to the arrival & inspection of the radiator. Warranty is subject to the instillation of the radiator in accordance to the fitting instruction supplied. The Arroll name including its trademark is registered property of Arroll Limited, Belfast.



RP-550 / RP-750 / RP-810 THE PRINCESS 550 , 750 & 810

PRE-510 THE PARISIAN 510
PRE-660 THE PARISIAN 660
PRE-760 THE PARISIAN 760

Arroll



THE PRINCESS 750

RADIATOR DIMENSIONS

Leg section height:	748 mm
Middle section height:	694 mm
Section length:	76 mm
Radiator depth:	210 mm

INLET & EXIT

Bottom inlet to floor:	105 mm
Top inlet to floor:	705 mm
Pipe centres to skirting board:	105 mm

HEAT OUTPUT PER SECTION

Delta ΔT 50°C:	111 Watts / 378 BTUs
Delta ΔT 60°C:	139 Watts / 477 BTUs

RADIATOR WEIGHT

Empty weight per leg section:	10.2 KG
Empty weight per middle section:	9.0 KG
Filled weight per leg section:	12.6 KG
Filled weight per middle section:	11.4 KG

INTERNAL VOLUME

Leg section	2.4 L
Middle section	2.4 L

*All measurements and sizes are approximate.

Terms & Conditions

It is the policy of Arroll Limited to allow a 4% +/- tolerance on all measurements and sizes provided. It is not recommended that plumbers fit pipe centres prior to the arrival & inspection of the radiator. Warranty is subject to the installation of the radiator in accordance to the fitting instruction supplied. The Arroll name including its trademark is registered property of Arroll Limited, Belfast.

THE PRINCESS 810

RADIATOR DIMENSIONS

Leg section height:	810 mm
Middle section height:	730 mm
Section length:	78 mm
Radiator depth:	186 mm

INLET & EXIT

Bottom inlet to floor:	120 mm
Top inlet to floor:	760 mm
Pipe centres to skirting board:	93 mm

HEAT OUTPUT PER SECTION

Delta ΔT 50°C:	121 Watts / 413 BTUs
Delta ΔT 60°C:	152 Watts / 522 BTUs

RADIATOR WEIGHT

Empty weight per leg section:	10.0 KG
Empty weight per middle section:	9.6 KG
Filled weight per leg section:	12.6 KG
Filled weight per middle section:	12.2 KG

INTERNAL VOLUME

Leg section	2.6 L
Middle section	2.6 L

*All measurements and sizes are approximate.

RP-550 / RP-750 / RP-810 THE PRINCESS 550 , 750 & 810